



PLACE MATTERS

Design Lab 8 ♦ Oakland, California
Logic Model Presentation

BERNALILLO COUNTY, NEW MEXICO

Team initiatives:

1 – Environmental Justice Consultation with South Valley Community

Objective: Change Land Use Policy to Improve Health Outcomes

2 – Build a Comprehensive Data Bank to Assess Social Determinant and Health Equity at Neighborhood Levels

Objective: Provide Data to Multiple Health Policy Initiatives

Environmental Justice Forums

8 FOCUS GROUPS with
Diverse Participants

INPUT & Discussion
on Land Use and
Health Policy

ANALYSIS of Focus
Group Conversations

TOWN HALL
Discussion of Results
with Community and
Policy Makers

Formulation of POLICY
Recommendations for Action

COMMUNITY INPUT to the Health
Equity Assessment Team

Health Equity Assessment

Strategy Meetings –
ACQUISITION of Data and
Selection of Indicators

ANALYSIS of Priority
Indicators

MAPS & TABLES of
Social Determinants
and Health Outcomes

Preliminary HEALTH
EQUITY TOOL in
Accessible Formats

REPORTS for Policy
Makers and
Community Advocates

Link DATA TO ACTION for the
Environmental Justice Forums
and other Social Determinants Efforts



||

||

**INTEGRATED
PROCESSES**

||

||



Benefits & Challenges of Logic Model Development

- Pushes Us to Think Upstream
- Community Consultation Moves at Slower Pace
- Builds a Coherent Vision and Message
- Involves Core Group, Not all Partners (yet)
- Will be a Tool for Organizing . . .

Benefits & Challenges of Logic Model Development

Core Team includes:

County Environmental Health
Office

Dept of Health, Office of
Community Assessment

South Valley Partners for
Environmental Justice

County Planning Commission

Extended Partners include:

Rio Grande Community
Development Corp.

UNM RWJ Center for Health
Policy

St. Joseph's Community Health
Alliance for Active Living

Mt. View Neighborhood Assoc.

South Valley Acequia Assoc.

UNM Institute for Public Health
& 3 research departments

NM Health Equity Working
Group,

1000 Friends of New Mexico

SW Network for Environmental
and Economic Justice

American Friends Service
Committee

How the Logic Model will Change Social Determinants

- EJ Forums lead to Changes in Permitting and Zoning Policy
- Health Equity Assessment leads to more Community Initiatives like the EJ Forums
- Both lead to a broader movement of empowered communities

Elements of the Logic Model(s)

- Health Equity Assessment now has its own Logic Model
- Organized by Activities (Objectives)
- Each Condensed to One Page
- Both Combined into One Vision (Diagram)
- Outcomes include Organizing and Communication Goals (Upstream?)
- Consulting and Informing the Community are Central Issues

Environmental Justice Forums

8 FOCUS GROUPS with
Diverse Participants

INPUT & Discussion
on Land Use and
Health Policy

ANALYSIS of Focus
Group Conversations

TOWN HALL
Discussion of Results
with Community and
Policy Makers

Formulation of POLICY
Recommendations for Action

COMMUNITY INPUT to the Health
Equity Assessment Team

Health Equity Assessment

Strategy Meetings –
ACQUISITION of Data and
Selection of Indicators

ANALYSIS of Priority
Indicators

MAPS & TABLES of
Social Determinants
and Health Outcomes

Preliminary HEALTH
EQUITY TOOL in
Accessible Formats

REPORTS for Policy
Makers and
Community Advocates

Link DATA TO ACTION for the
Environmental Justice Forums
and other Social Determinants Efforts



||

||

**INTEGRATED
PROCESSES**

||

||



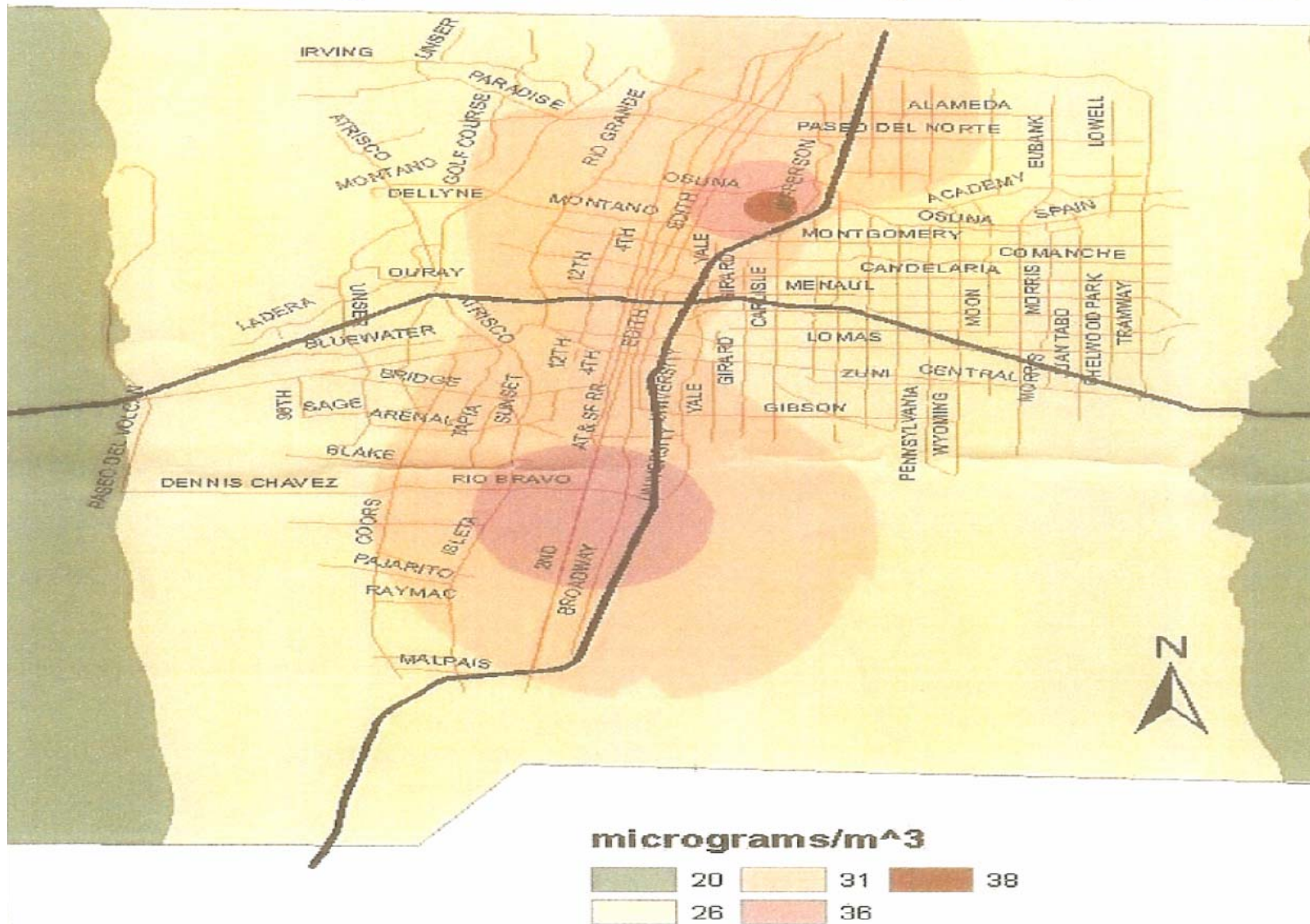
Next Steps: Action & Implementation

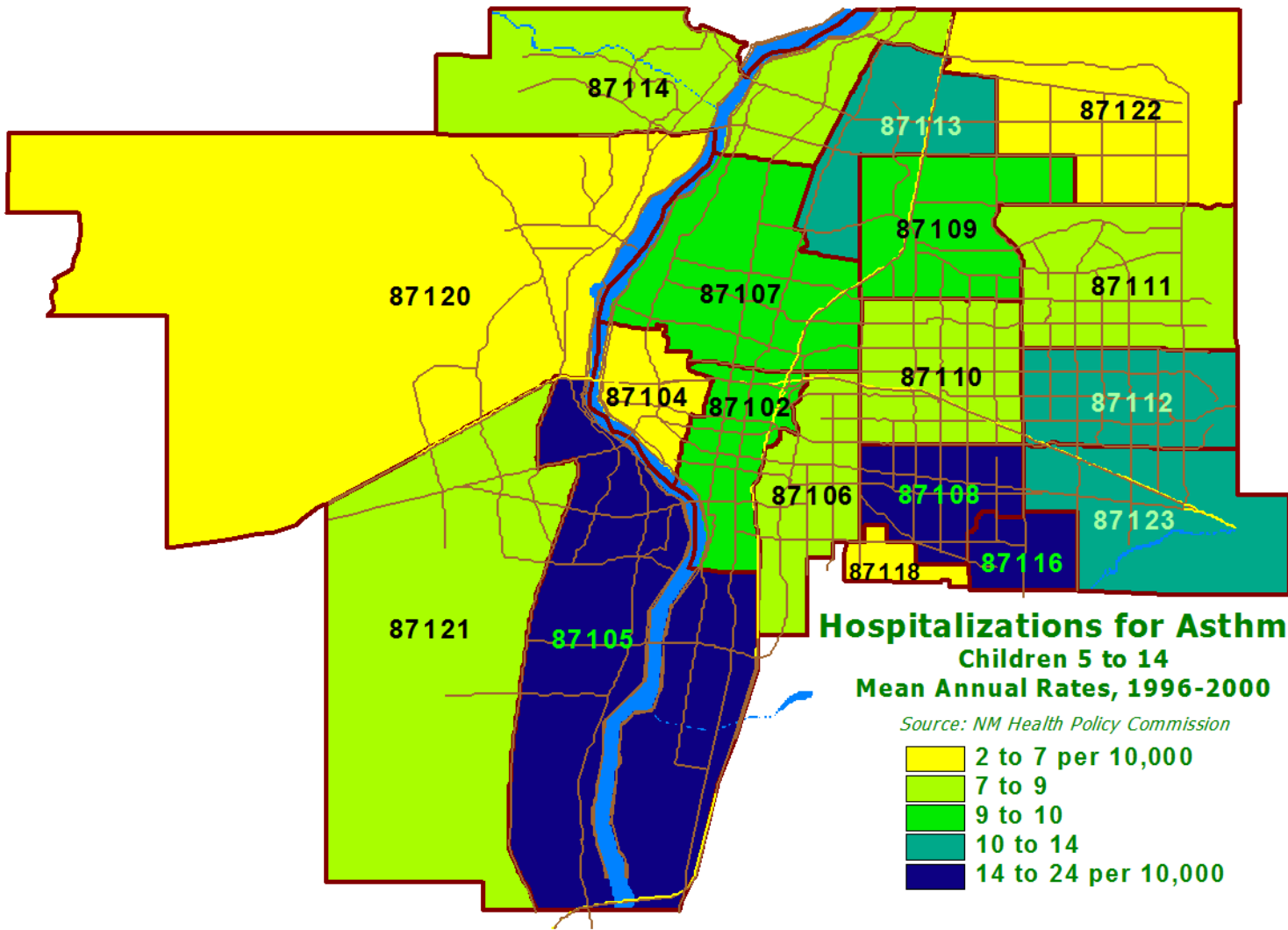
- 5 more EJ Focus Groups and Town Hall
- EJ Policy Recommendations

- Map Priority Indicators
- Seek Grant Opportunities

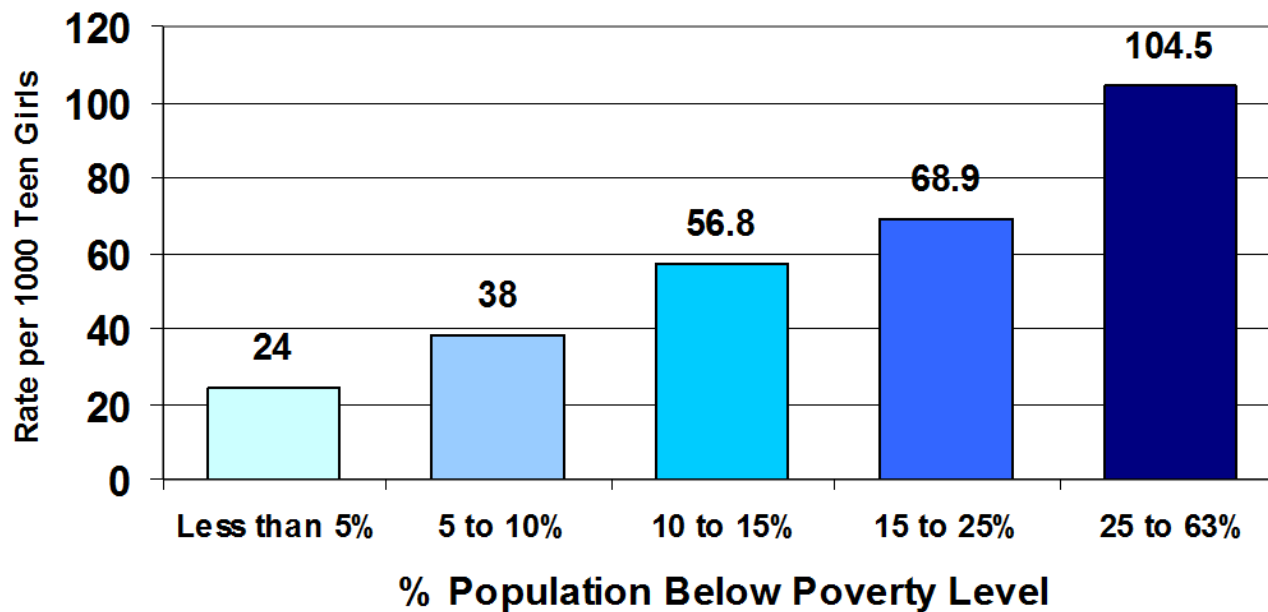
- Expand Network of Community Collaborators

PM10 backgrounds - Albuquerque Metro area



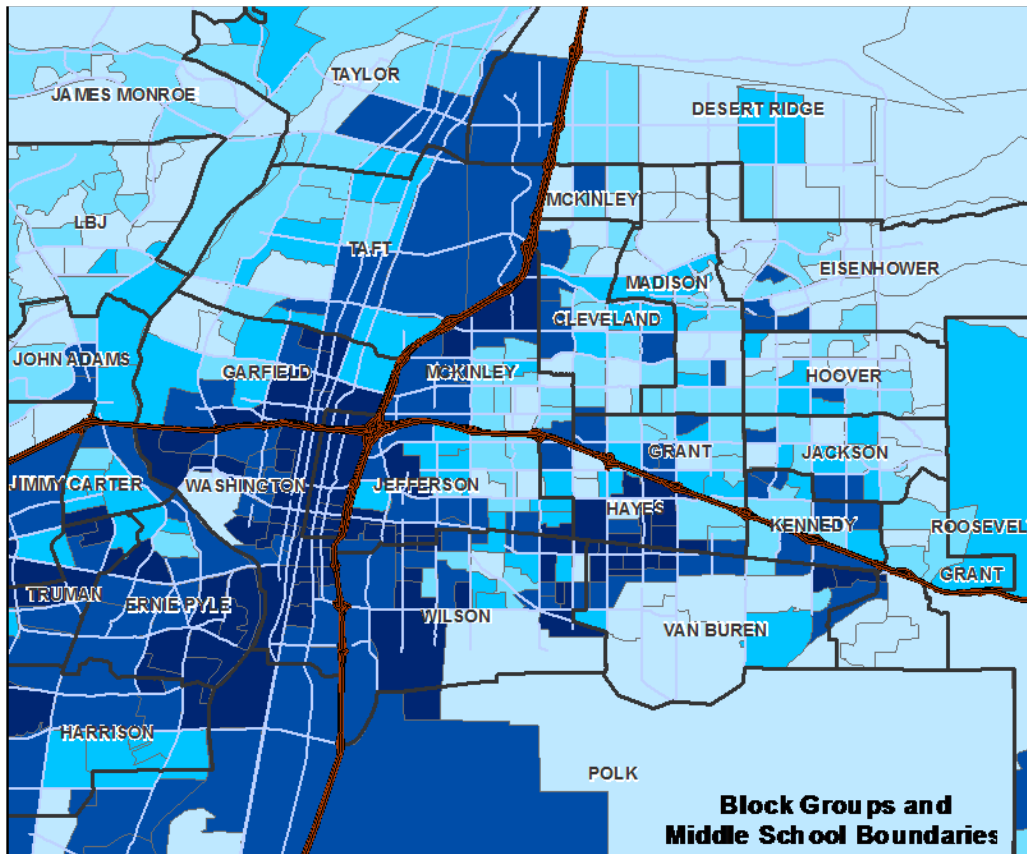


TEEN BIRTH RATES 2001-2005, Bernalillo County, NM



Source: NMDOH, VRHS & US Census 2000; Analysis: T Scharmen

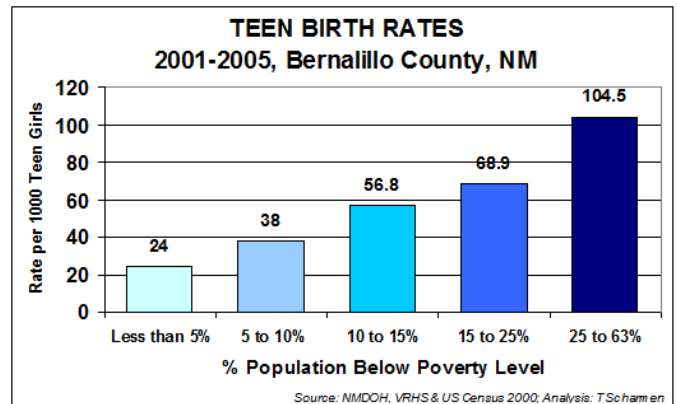
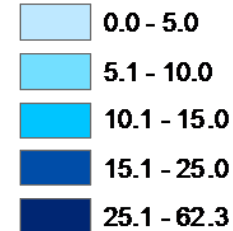
Persons Living in Poverty, Bernalillo County, NM



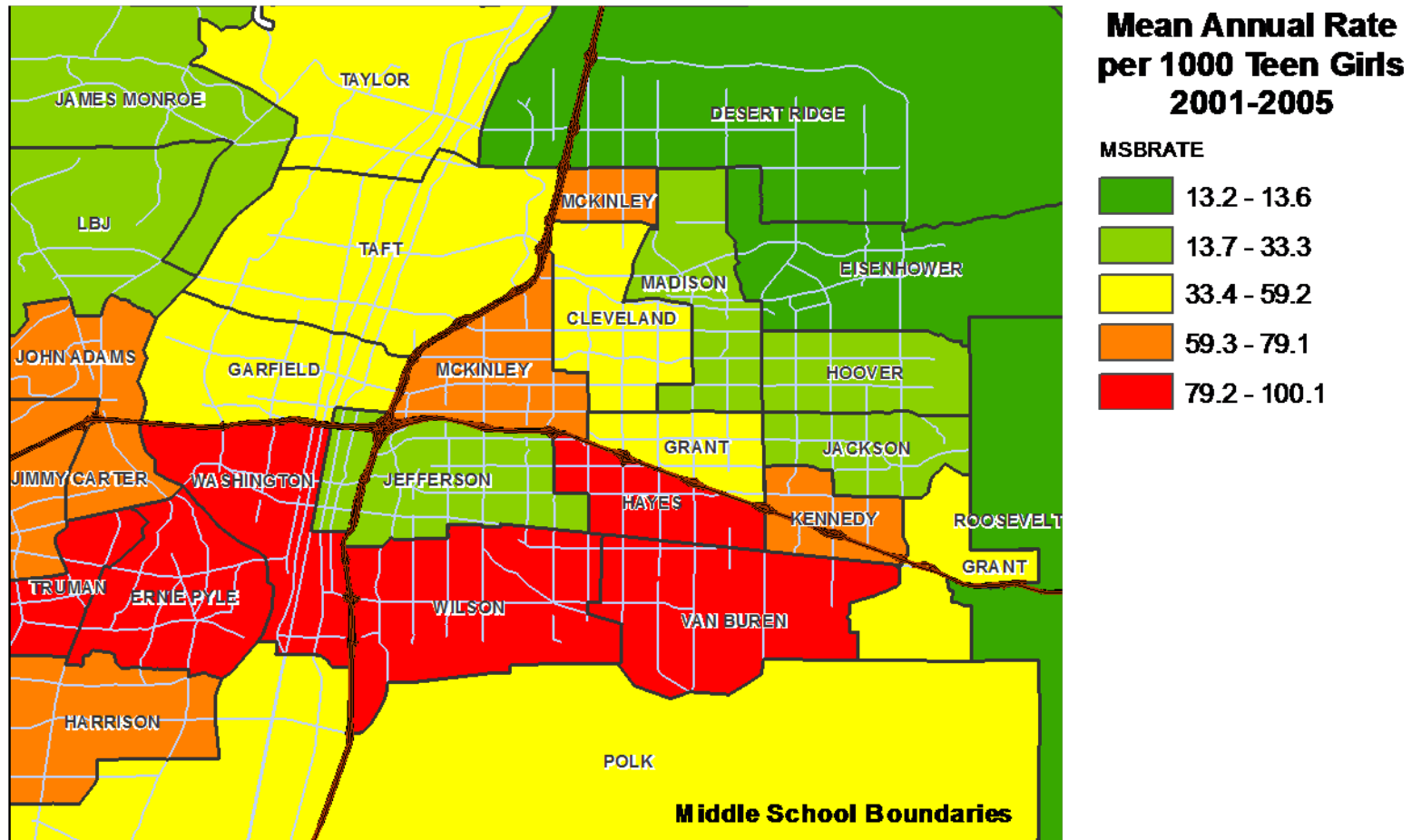
Source: US Census 2000; Analysis: WAtsas

Percent Population Under the Federal Poverty Level (Block Groups)

POVRATE

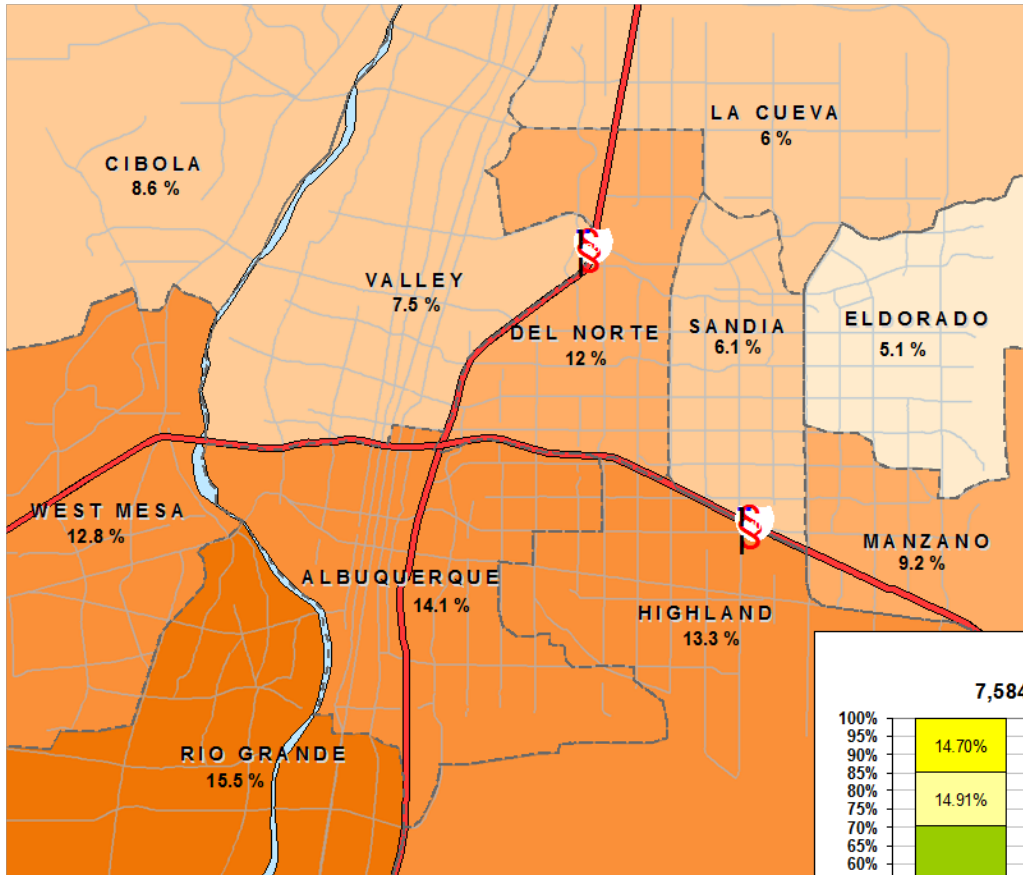


Teen Birth Rates, 15-19 yrs, Bernalillo County, NM

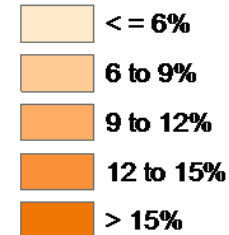


Source: NMDOH, VRHS; Analysis: T Scharmen

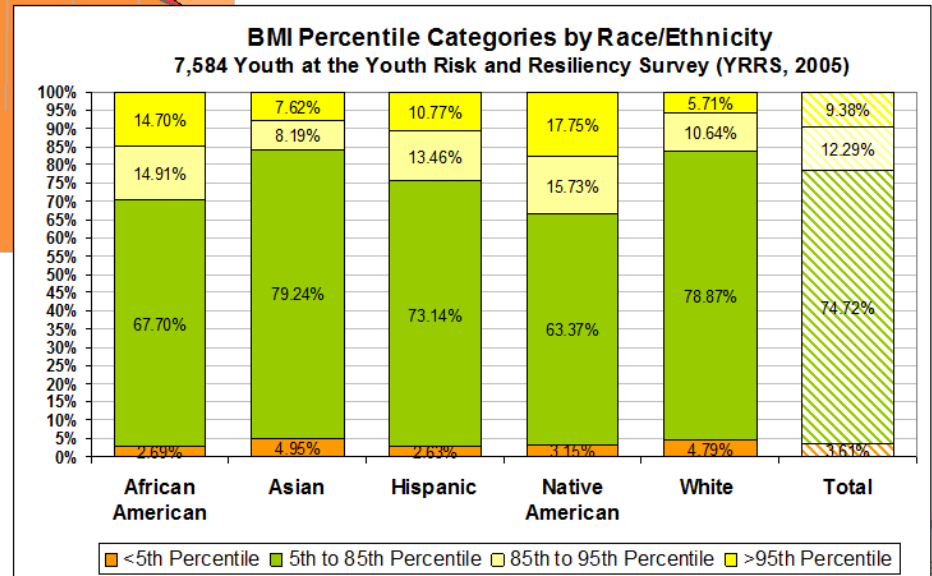
Overweight High School Students



Percent Overweight Students (> 95th percentile for BMI)



Source: NM YRRS 2005; Analysis: T Scharmen



Bernalillo County, New Mexico, Place Matters Design Team

Logic Model for Land Use and Health Policy Town Hall

RESOURCES/ INPUTS	ACTIVITIES (2008)	OUTPUTS (2008)	OUTCOMES (2009-10)	OUTCOMES (2010-13)	IMPACT (2013+)
Money	ORGANIZE team	15 meetings to strategize, plan, assign tasks and form Focus Group team, Policy Matrix/Analysis Team and Town Hall Team	Community's voice better informed about social determinants and health status at the neighborhood level	State NEPA or similarly far-reaching statewide environmental justice policy (e.g., advocate for NM Environmental Quality Act; promote recommendations of City/County EJ Taskforce)	Polluting industries get replaced with cleaner ones (e.g.; cement batching replaced by nursery)
Data	NETWORK with community partners and researchers	\$13K seed funds	Increased participation, support & awareness by community, policy makers and agencies of social determinants and health outcomes at community levels (e.g., businessmen or elected officials join activist networks)	City/County planning bases decisions on social determinant assessments (e.g., activists participate in Sector Development Planning to replace permissive use with conditional use)	Policies of all types routinely address health and social equity (e.g.; West Mesa drilling proposals consider vulnerability of Pajarito community members)
Experts	FOCUS GROUPS with Diverse Participants	Network: 8 Community Partners; 5 supporting organizations	Coordinated approach to air quality permitting by land use and environmental agencies	Development and use of Health Equity Tool (e.g., specific HEI Tool findings such as hospitalizations related to environmental hazards are incorporated into HIAs or CBAs)	Quantifiable change in social determinants (e.g. air quality, environmental zoning and regulation)
Partners	INPUT & Discussion on Land Use and Health Policy	Community-Based Participatory Research Methods, IRB Approval, Promotora training / certification, Youth educational model, Bi-lingual/Bi-cultural communication model	Increased participation by experts in 'non-health' fields (e.g., land planning, food, housing, economics, transportation) in land use and health policy issues		Quantifiable change in health status of vulnerable populations (e.g. reduced disparities in asthma hospitalization or life expectancy)
Commitment	ANALYSIS of Focus Group Conversations	8 Focus Groups: Health Providers; Youth (2); Community Activists, Spanish-Speakers, Seniors, Business, Policy Makers	Policy changes (regarding, e.g., cumulative impacts, vulnerable populations, new zoning ordinance, neighborhood quality of life)		Lowered costs of medical coverage and improved productivity of families and workers
Cooperation	TOWN HALL Discussion of Results with Community and Policy Makers	1 Town Hall w/ 100+ key participants in a local model for community policy creation			
Communication	Formulation of POLICY Recommendations for Action	Policy Matrix – A report of key findings, themes, and proposed policy solutions			
Influence	COMMUNITY INPUT to the Health Equity Assessment Team	A strengthened community-based land use and health policy advocacy movement.			
Time	CHANGE POLICY				

ENVIRONMENTAL JUSTICE FORUM

TEAM ACCOMPLISHMENTS (June 2008)

GOAL – Plan and execute a series of 8 community focus groups that will discuss and develop the concepts of land use and health policy, culminating in a Town Hall that brings findings and recommendations to policy makers

- **Collaborative Coalition Formed** – including South Valley Partners for Environmental Justice, Rio Grande Community Development Corporation, Bernalillo County Office of Environmental Health, University of New Mexico Health Sciences Center Dept of Family and Community Medicine, UNM RW Johnson Center for Health Policy
- **Action Teams Formed** – Focus Group Team, Policy Matrix and Analysis Team, Town Hall Team
- **Developed Methodology and Key Concepts for the Forum** – IRB Approval, Promotora certification and leadership training, Youth educational model (WildFlower), Bi-cultural / bi-lingual communication process
- **Funding Secured** - \$3000 from Place Matters Design Labs, \$5000 from Bernalillo County, \$5000 from South Valley Partners for Environmental Justice
- **Three Focus Groups Completed** – Health Providers, Seniors & Community Activists
- **Five More Focus Groups Planned** – Youth Ages 10-13, Youth Ages 14-18, Spanish-Speaking Community Members, Local Business Owners, & Policy Makers
- **Town Hall will be scheduled for Fall of 2008**
- **Collaborated in Other Upstream Actions** - Environmental Justice Taskforce, Sector Development Planning, New Mexico Environmental Quality Act, “Unnatural Causes”

Bernalillo County, New Mexico, Place Matters Design Team

Logic Model for Health Equity Tool



RESOURCES/ INPUTS	ACTIVITIES (2008)	OUTPUTS (2008)	OUTCOMES (2009-10)	OUTCOMES (2010-13)	IMPACT (2013+)
Money	ORGANIZE core group	14 meetings to strategize, share and report	Policy changes (regarding, e.g., cumulative impacts, vulnerable populations, health care access, neighborhood quality of life)	Policy development based on the salient issues identified through reports	Stimulation of other communities to move upstream
Data	NETWORK with agencies, officials and partners	Core group grown to 6 key researchers/analysts & 10 agencies/partners	Strategic message motivates partners to move from organizing to action	City/County planning bases decisions on social determinant assessments found in Tool	Quantifiable change in policy making (more policies address health and social equity)
Experts	ACQUIRE Neighborhood Level Data	Contacts/relationships with 6 agencies holding key data	Increased participation, support & awareness by community, policy makers and agencies of social determinants and health outcomes at community levels	Increased support & funding, and consolidation of goals among partners	Quantifiable change in social determinants (e.g. air quality, child physical activity and nutrition, environmental zoning and regulation; access to prevention resources)
Partners	SELECT Indicators	Network: 15 Community Partners; 6 Elected Officials; 6 Agency Directors	Increased participation by experts in 'non-health' fields (e.g., land planning, food, housing, economics, transportation)	Community accesses and takes actions on Health Equity Tool findings (e.g., Community Benefits Agreements, collaborative action, accountability of elected officials)	Quantifiable change in health status of vulnerable populations (e.g. reduced disparities in birth weight, asthma hospitalization, obesity)
Commitment	ANALYZE Priority Indicators	15 social determinants and 8 health outcomes selected	Long-term agreements/contracts with agencies holding data	Improved comprehensive community assessment resources	
Cooperation	CREATE tables and maps of Social Determinants and Health Outcomes	Acquire 8 datasets: 16-year, address-matched, birth & death; alcohol licensees;	Significant grant award	Centralized, funded & staffed clearing house of social determinant, environmental, and health data	
Communication	COMPILE Preliminary Health Equity Tool	4 Neighborhood Single Issue Reports shared with partners: All Cause Death v R/E; Asthma Deaths v Zoning; Low Birth Weight v Health Insurance; Teen Birth Rate v Child Poverty	Reports that describe and track social determinants and health outcomes by all neighborhoods and vulnerable groups	Ability to respond promptly to a variety of public inquiries on health status, environmental quality, and social determinants at community level in the contexts of development, regulation, community benefits and health policy	
Influence	PRODUCE REPORTS for Community Advocates and Policy Makers	\$30K seed funds			
Time	LINK Data to Action for the Environmental Justice Forums and other advocates of specific social & health issues	1 Grant proposal prepared			
	RESPOND to single-issue partners				

HEALTH EQUITY ASSESSMENT

TEAM ACCOMPLISHMENTS (June 2008)

GOAL - to develop the infrastructure, agreements and basic indicator data files to produce a Health Equity Index for New Mexico's only metropolitan area.

- Health Equity Core Group, led by the Bernalillo County Place Matters Design Team, has met approximately 10 times since November 2007.
- Grown to 10 participants including persons from the following agencies: Bernalillo County Environmental Health Office, NM Dept of Health State and Regional Community Health Assessment Offices, University of New Mexico Institute for Public Health, UNM Bureau of Business and Economic Research, UNM Office of Community Environmental Health, UNM Family and Community Medicine, UNM RW Johnson Center for Health Policy.
- Made key contacts with the NM Secretary of Health, the Directors of the NMDOH Public Health Division, the Director of the local NMDOH Public Health Region, the NM Public Health Association and their Health Equity Working Group to inform them of our objectives and to meet with them to coordinate activities.
- Assisted in the promotion of the Unnatural Causes documentary with several of the above groups.
- Set up a website with the help of NMPHA to disseminate studies focused on health equity, the social determinants of health, and sub-county analysis of Bernalillo County health issues:
www.nmpa.org/Social_Determinants
- Received a grant from BCEHO for \$30,000 and has contracted 2 epidemiologist / researchers to acquire and develop indicator, denominator and health outcome data.
- NMDOH Regional Community Health Assessment Office has acquired and is analyzing 16 years of address-matched birth and death files with the cooperation of 3 other state epidemiologists.
- Selected 20 social determinant indicators and 10 health outcome indicators, and prioritized 12 for acquisition and analysis by researchers from UNM and NMDOH.

THANK YOU

LAURO, TOM, JACOBO & GEORGE

Kitty & Louis

Bernalillo County, New Mexico

Place Matters Design Team